

WatchPATTM

Automatically Generated Sleep Report

Sleep Study Report

Sleep Summary

Start Study Time:	11:09:35PM
End Study Time:	5:48:33AM
Total Study Time:	6 hrs, 38 min
Sleep Time	4 hrs, 50 min
% REM of Sleep Time:	14.4

Respiratory Indices

	Total Events	REM	NREM	All Night
pRDI:	124	47.1	22.0	25.6
pAHI:	91	47.1	14.0	18.8
ODI:	56	35.7	7.5	11.6
pAHIc:	4	0.8	0.8	0.8
%CSR	0.0			

Indices are calculated using valid sleep time of 4 hrs, 50 min.
pRDI/pAHI are calculated using oxi desaturations $\geq 3\%$

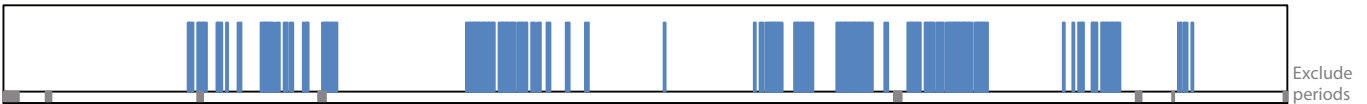
Oxygen Saturation Statistics

Mean:	96	Minimum:	86	Maximum:	99
Mean of Desaturations Nadirs (%):					93
Oxygen Desatur. %:		4-9	10-20	>20	Total
Events Number		55	1	0	56
Total		98.2	1.8	0.0	100.0
Oxygen Saturation	<90	<88	<85	<80	<70
Duration (minutes):	0.8	0.3	0.0	0.0	0.0
Sleep %	0.3	0.1	0.0	0.0	0.0

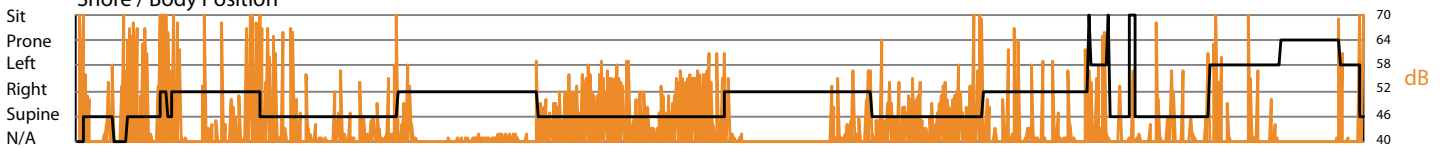
Pulse Rate Statistics during Sleep (BPM)

Mean:	55	Minimum:	N/A	Maximum:	75
-------	----	----------	-----	----------	----

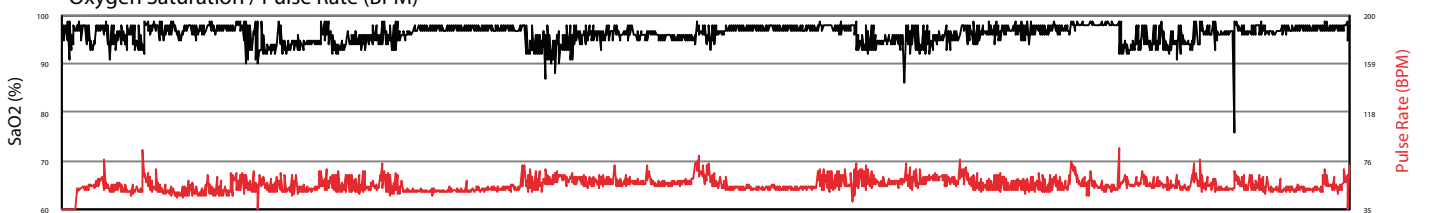
PAT Respiratory Events



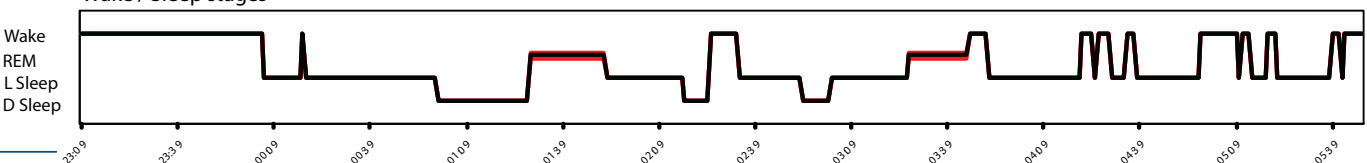
Snore / Body Position



Oxygen Saturation / Pulse Rate (BPM)



Wake / Sleep stages

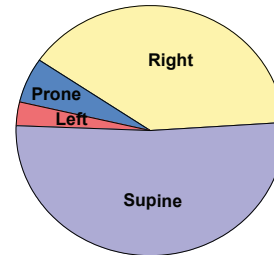


WatchPAT⁺

Automatically Generated Sleep Report

Body Position Statistics

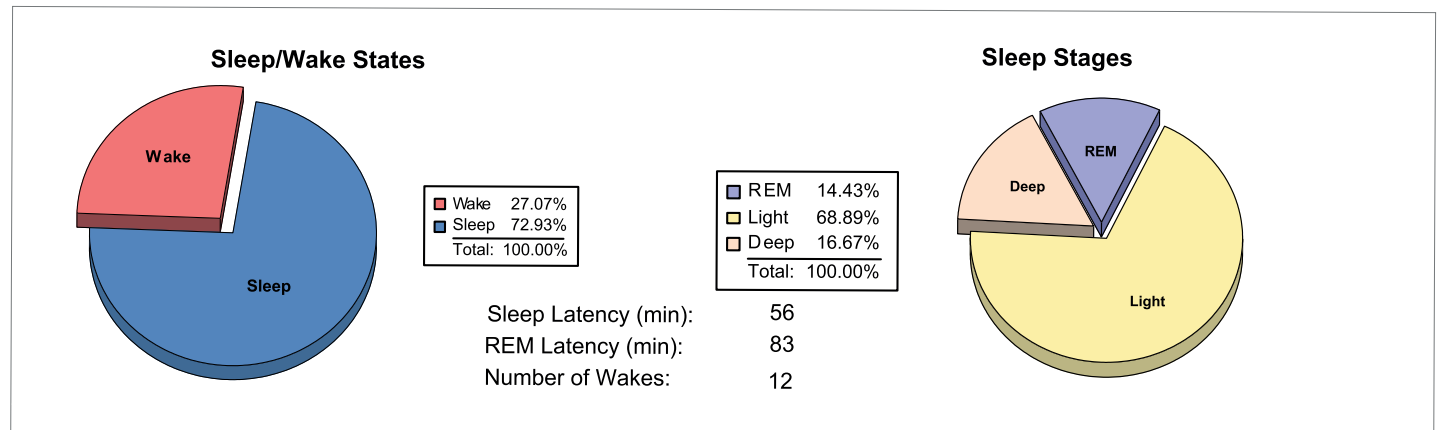
Position	Supine	Prone	Right	Left	Non-Supine
Sleep (min)	150.3	17.0	114.7	9.0	140.7
Sleep %	51.7	5.8	39.4	3.1	48.3
pRDI	33.6	0.0	19.4	N/A	17.1
pAHI	28.8	0.0	10.0	N/A	8.1
ODI	18.4	0.0	5.2	N/A	4.3



Snoring Statistics

Snoring Level (dB)	>40	>50	>60	>70	>80	>Threshold (45)	Mean:	42 dB
Sleep (min)	95.5	21.5	1.7	0.0	0.0	40.0		
Sleep %	32.8	7.4	0.6	0.0	0.0	13.7		

Sleep Stages Chart



* Reference values are according to AASM guidelines